

Stop leaks . . .
Door and window seals are vital energy savers

The cracks in an average house equal a hole half the size of a card table! You can lose a lot of heat through a hole that size!

Many things create cracks around doors, windows and other openings: wood shrinks, putty cracks, foundations settle, seals wear, doors warp.

The end result is usually a little crack here, a crack there.

Federal government figures say that as much as 55% of the normal heating load on your house comes from "air infiltration."

That's heat lost through open doors and other leaks. Some 15% to 30% of the load is heat lost through cracks around closed doors and windows.

And, of course, it works both ways: wasted heat in winter is the same as lost cooling in summer when you have air conditioning.



HINGED, or casement, windows are found in many homes. Because of their construction, they require specially designed foam weatherstrips. Schlegel's Hinged Window Sealing Kit has 18 feet of soft rubber sealing bead with self-adhesive back.

The most cost-effective way to cut loss of heating and cooling energy around doors and windows is to caulk and install professional weatherstrips.

Homeowners, for the first time, can obtain professional weatherstrips from the nation's largest producer, Schlegel Corp. of Rochester, N. Y.

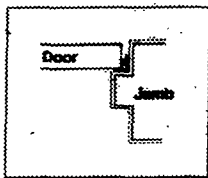
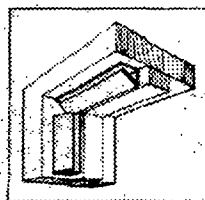
Schlegel has two weatherstrips to do the job: "Polyflex" door seals and Hinged Window Sealing Kits. Each comes with self-adhesive backing for easy mounting.

Weatherseal for doors


Polyflex brand is a plastic strip that fits between door and jamb. Old metal weatherstripping need not be removed.

When the door is closed, it presses against the strip, creating a tight seal that is invisible when the door is closed.

Polyflex weatherseal will last for many years without shrink-



A PLASTIC STRIP with self-adhesive backing, Polyflex weatherstripping fits between door and jamb. When closed, the door compresses the strip, making a tight seal.



ARE YOU LOSING ENERGY from these openings? (A) Windows, (B) Doors, (C) Cellar windows, (D) Attic vents, (E) Air conditioners, (F) Kitchen fans, (G) Cellar Doors, (H) Pet doors, (I) Garage doors?

ing, cracking, fading or rotting.

Hinged Window Kit

Hinged Window Sealing Kits contain 18 feet of extruded soft rubber sealing bead, also with self-adhesive mounting.

This rubber bead is designed to fit around hinged windows, such as French windows or casement windows. Cellar windows are often hinged, as are balcony windows.

Installation takes only minutes, and the only tool needed is a pair of scissors. The seal can be applied either to the window or the frame.

Simply cut to size, peel back the protective paper from the adhesive and press the strip into place.

Tax credits

Now that President Carter's energy bill has passed, consumers can obtain income tax credits for installing weatherstrips and other energy-saving

measures. Caulking or weatherseal materials qualify for tax credits when used for exterior doors and windows.

The material costs alone qualify, not labor charges if you hire someone to put it in.

The important thing about these tax credits is that they are subtracted from your bottom line.

In other words, Uncle Sam will give back a dollar for dollar, 15% of what you pay for weatherstrips and other approved measures, up to a total of \$300.

And you can also cut your heating bill from 15% to 30%!

Write for information

The full story of how weatherstrips can cut your home heating and cooling expenses can be obtained from: Weatherstrips Dept., Schlegel Corp., P.O. Box 23113, Rochester, NY 14692.

FLOORS SANDED

NEW OAK & PARQUET FLOORS INSTALLED
 CALL FOR FREE ESTIMATE
 232-3322

NICK CANNIOTO

Canvas — Protective Covers
 Related Weather-Resistant Materials
 All Types In Stock Now!

CANVAS FOR ALL CAMPERS

We Make Or Repair *BOAT COVERS
 *TRUCK COVERS *TRAILER AWNINGS
 *COMPLETE POP-UP CAMPER TOPS
 *SCREEN ZIPPERS, SNAPS, ETC.

For Replacement in Tents, Campers
 (Also In Stock NOW!)

INSPECT YOUR CANVAS NOW
 Get work done before Spring rush
 and while rates are LOW.

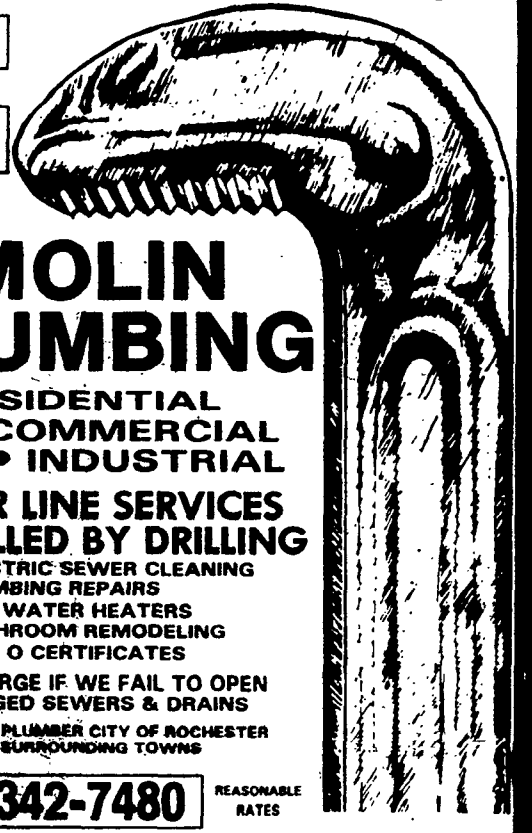
WILLIAM C. FORSTER CORP.

25 Aldrich Rd., Fairport

223-4755

Free Estimates

Sump Pump Specialist



MOLIN PLUMBING

- RESIDENTIAL
- COMMERCIAL
- INDUSTRIAL

WATER LINE SERVICES INSTALLED BY DRILLING

- ELECTRIC SEWER CLEANING
- PLUMBING REPAIRS
- HOT WATER HEATERS
- BATHROOM REMODELING
- C O C CERTIFICATES

NO CHARGE IF WE FAIL TO OPEN CLOGGED SEWERS & DRAINS
 LICENSED PLUMBER CITY OF ROCHESTER & SURROUNDING TOWNS

BONDED 245 RANDOLPH

342-7480

REASONABLE RATES

SEASONAL WARDROBES EASY TO SWITCH

As the autumn breezes start to blow, many people suddenly realize that their summer clothes are still in the closet and winter wear is all packed away.

This wardrobe changeover can be the most pressing home project, but if you work systematically, it can go smoothly and quickly.

• When you unpack your winter clothes, they'll probably have some wrinkles. Just fluff them in the dryer, without heat, for about half an hour and they'll come out fresh and ready to wear.

• Summer clothes should be packed away clean. Most common stains on washable clothing will respond to a treatment of Spray 'n Wash laundry soil and stain remover. Spray the pretreat directly on the spot, wait 60 seconds, and launder according to the directions sewn into the garment.

• Outgrown items that can't be passed down to other family members shouldn't take up valuable space. After they're laundered, give them to a charitable organization.

• Are there any spots on your winter dry-cleanables that you missed last spring? Go after them with K2r Spot-lifter. Just apply spot-lifter to the spot, let dry to a fine white powder, and then brush the powder—and the stain—away.

• When you pack away summer clothes, put items belonging to each family member in a separate box or other storage spot, and label accordingly.


• Make unpacking next year more convenient by packing summer items like bathing suits and shorts on the bottom, spring wear near the top.

DON'T FOOL YOUR THERMOSTAT!

Don't position a lamp in close proximity to a thermostat. The heat from the lamp bulb raises the temperature in the air, causing the thermostat to "think" the room is warmer than it is. In winter, the heat will not go on properly and, in summer, the air conditioning will be working overtime.

KEEP YOUR FAMILY SAFE WITH SOUND . . .

Fire Protection by WELLS FARGO



An ionization detector alarm warns your family with 85 decibels of earpiercing sound, even before there's any smoke. Battery powered with low charge warning.

ACT NOW AND SAVE!

MODEL PSB-10	Sug. Retail Price	OUR PRICE
	\$22.95	14.95
	7% NYS Tax	1.05
		16.00
LESS \$5.00 REBATE		11.00
available from Wells Fargo		

YOUR COST ONLY \$11.00
 for your family's protection



Security Safe Inc.

1000 E. Main St., Rochester
 (716) 232-7002



Homeowner, business owner, stay even with odd jobs now and all year long.

Rent-A-Kids tutor, type, can be a lifeguard, a desk clerk, shovel your snow, mow your lawn, serve your party, write invitations, iron, sew, babysit, clean, wash, sort, take inventory, box, stack, cary, weed, rake, trim, plant, lift, dig, polish, paint, seal, bag, tag, set up, take down, and you name-it. If a Rent-A-Kid doesn't live near you, we pick up and deliver your Rent-A-Kid, no extra charge. Rent-A-Kids are 14-18 year old kids who are paid minimum wage.

119 Main Street East
 Commerce Building, Room 307
 Rochester, New York 14604

546-2440

RENT-A-KID

Rent-A-Kid is a nonprofit community service corporation started by Central Trust Company with additional funding by the City of Rochester and the Comprehensive Employment Training Act.