



Discover the luxurious way to travel in your full size Coachmen motor home. You can dine in splendor and sleep in comfort in your own mansion on wheels.

Motor home makes it first class traveling

Anyone who thinks camping always means roughing it certainly has never experienced the pleasure of traveling in a full-size motor home. If it is true that a man's home is his castle, then his motor home is his mansion on wheels.

Coachmen motor homes are built to provide the ultimate in comfort and convenience while you travel.

Today's motor homes are designed to permit gracious living wherever you go.

Interiors are decorated to rival homes featured in the pages of slick home magazines.

What a way to go! There's never a hassle with motel reservations, never a need to wait hours in line to get a table in a crowded restaurant.

Ever try to get accommodations in New Orleans during Mardi Gras? Nearly impossible.

But you can enjoy all the color and excitement of the festival, then stop at one of the city's many seafood markets, take your buckets of shrimp or lobsters or soft-shelled crabs back to your motor home and dine at your leisure away from the crowds and confusion.

Tailgating at the big game can be the highlight of the football season when you load up your motor home with fans, stock the large refrigerator with your favorite beverages and rely on your speedy microwave to turn out delicious nibbles.

A motor home is not just a fair weather friend. When the slopes are at their best and the snow is just right for downhill fun, your motor home will take you to your favorite ski resort as readily as your family car could do it, and with all the conveniences for your creature comforts.

Don't fight the crowd at the slope's snack bar when you're ready for a cocoa break; you've got all the makings in your coach on wheels.

And at day's end, when you're tired and cold and hungry, the warmth and luxury of your motor home welcomes you for "apres ski." Shed those damp clothes, slip into something comfortable and enjoy.

But maybe you do want to get away from it all. . . find a place where the only sounds you hear are the murmur of a brook, the wind in the trees and the busy chatter of birds in the branches. Then the two of you can escape to the wilderness, spend the day roughing it, grill steaks over an open fire and yet sleep in total comfort when tired muscles demand rest.

Ideas are unlimited when you think what your Coachmen motor home can

Towing, launching rules

For all but the fortunate few who live on water or have a marina berth, owning a boat means trailering and launching it. This can be easy, says Starcraft, if weekend captains follow a simple checklist procedure.

Before you start out:

- Check trailer and car tire pressure.
- Make sure wheel bearings are greased.
- Check trailer ball to see if it is the proper size and fits snugly in trailer coupler.
- Make sure safety chains are properly affixed, with slack for turns.
- Stow all gear in the boat securely.
- Hook up trailer lights.
- Check brake lights, running lights, and turn signals.
- Make sure trailer bed is properly adjusted so it fits the contours of the hull.
- Winch should be tight and in gear, with winch line firmly attached to the bow eye.
- Secure stern ties.
- Tilt the engine out as far as possible.
- Tie down any canvas covers, etc., that might catch the wind.
- Check to see that license plate is firmly attached.

Of course, drive with care. When backing, your steering's reversed. . . so take it slowly and don't turn sharply or you could "jackknife."

Remember, too, that your trailer will sway toward passing vehicles. Leave lots of room.

Once you've reached the launch site, everyone's eager to get his boat in the water, and a little courtesy goes a long way toward making a pleasant day of it.

Get the boat ready before you get in the ramp line.

- If your boat has one: Put transom plug in!
- Firmly affix bowline.
- Remove stern ties.
- Tilt engine up to clear ramp.
- Disconnect trailer lights.
- Keep the winch line fastened until you're positioned at water's edge. NOW disconnect it.
- Back up until the rear car

wheels are just inches from water. Make sure the depth of water is sufficient to float the boat when it slides off the trailer. If it scrapes bottom, you might damage the hull. Tap the car brakes and your boat should slide right in.

Good helmsmanship counts on the highway and at the loading ramp as well as on the water. Knowing how to handle your trailer and boat gives you a chance to roam freely and safely this summer.

METRO MOWER, INC.

(Formerly at 430 W. Whitney-Fairport)

NOW OPEN AT

**515 W. COMMERCIAL STREET
EAST ROCHESTER**

**LAWN & GARDEN
EQUIPMENT**

SALES - SERVICE - PARTS

AMF • Dynamark • Toro • Jacobsen

McCulloch • Bolens • Briggs-Stratton

Techumseh • Kohler

586-7681


Outdoors at Charlotte

"Where it's always clear sailing"

Buy Better
Not Cheaper

AMBERLIGHT
Outdoor gas grills and accessories from

This Grill is
Quality in every
Detail for
Longer Life



REGENCY

EXCLUSIVE FEATURES:


- DUAL BURNERS WITH 5 YR. LIMITED WARRANTY
- TOTAL OF 40,000 BTU OUTPUT
- EXTRA DEEP DIE CAST ALUMINUM HOUSING
- DUAL HEAT CONTROLS
- FLAVA BRIQUETTES
- NATURAL OR L.P. GAS

YOU SAVE **\$90**


ACCESSORIES AVAILABLE




Shish Kabob Skewers
ASK-01



Rotisserie Basket
ARB-01



Tong & Turner Set
PR-2



Laminated Hardwood
Cutting Board & Serving Tray
ACB-02

WE'RE MORE
THAN JUST AN
APPLIANCE STORE

CHARLOTTE

FURNITURE • APPLIANCES • TV'S • STEREO'S • CARPETING

3200 LAKE AVENUE
663-5050