

Your kitchen design should keep energy-saving in mind

Beauty is only skin deep—or surface deep, you might say when applying the adage to kitchen remodeling.

Whether your plans include total revamping or the simple addition of a new appliance, remember that there's more to remodeling than just aesthetics.

For long-lasting satisfaction from kitchen improvements, try to strike a balance between decorative appeal and energy-efficiency.

An eye-pleasing arrangement will quickly become a sore spot if it takes its energy toll on you and the utility bill.

To establish a kitchen scheme that's energy-sound, experts at McGraw-Edison Kitchen Appliance Division, makers of Modern Maid appliances, suggest you locate major appliances so that functions do not conflict.

Keep the range and refrigerator at a distance to prevent the cooling elements in the refrigerator from working overtime to compensate for heat emitted by the range. Likewise, refrigerators should not be placed near radiators or heat-producing appliances.


Automatic dishwashing actually requires less water than doing the job by hand. Even so, there are important considerations when adding this kitchen convenience.

Situate dishwashers near the water source to prevent water heat loss. You may even want to install a water heater near the sink and dishwasher, or insulate pipes leading to these outlets to conserve heat and energy dollars.

Explore and expand cooking options for even more energy saving techniques. Microwave cooking reduces energy expenditure by half, with the added bonus of saving time, too. Since microwaves heat only the food, kitchen air temperature remains unchanged, a special advantage for summer cooking.

Another energy saver, and one that can cut food bills, too, is the new range that offers slow crockery-style cooking for old-fashioned goodness and economy.

For example, the Slo/Cook feature found exclusively on



REMEMBER THAT THERE'S MORE to remodeling than aesthetics. To keep your kitchen in tune, the McGraw-Edison Kitchen Appliance Division offers these suggestions. Clockwise, from upper left: Side by side is the ideal location for dishwasher and sink to best conserve hot water and energy pennies. . . Ranges and refrigerators should never be neighbors, or the refrigerator will have to work overtime to offset heat produced by the range. . . The warming rays of the sun can cause your refrigerator to break into a cold sweat. Keep refrigerators away from windows, radiators or any heat-producing source. . . Here's one easy way to give hard-working appliances and yourself a rest. Microwave ovens cook food without emitting heat or smoke so both kitchen and cook stay cool. Some models, like this one from Modern Maid, can be conveniently affixed beneath cabinets or attached to walls.

Modern Maid ovens reduces by half the amount of energy consumed by slowly simmering foods to a tenderness usually afforded by only expensive cuts. And, since Slo/Cook requires no stirring or attention from the cook, it frees valuable hours for the busy homemaker.

Integrate outside factors such as sunshine or drafts into your kitchen scheme to maximize efficiency. Sinks are best situated near windows to take advantage of the warmth and illumination of natural sunlight, while refrigerators "sweat it out"

when exposed to warming rays.

Ranges shudder at the thought of a draft, but refrigerators work best when circulating air ventilates condenser coils and helps them to work at maximum efficiency.

Keeping these suggestions in mind, approach your remodeling project with a common-sense attitude. Making kitchen appliances work at maximum efficiency will save energy and dollars and contribute to a harmonious kitchen scheme.

Take care of winter-worn trees

As a traditional activity, spring cleaning has never gained the popularity of, for instance, welcoming the crocus or spending that first afternoon on the golf course.

Nevertheless, it has remained a necessity that has moved beyond the simplicity of airing the feather beds and shoveling ashes from a multitude of hearths and stoves.

Today's spring cleaning may include such outdoor tasks as removing tree limbs that may have been damaged by winter storms.

Even shade trees that may have been properly pruned in the fall could require some surgery by springtime.

For making any cut more than two or three inches in diameter, a gas-powered chain saw is recommended. Besides making the job faster and easier, a chain saw will make a cleaner cut.

Nobody likes messy surgical scars. A gas saw is ideal because of its power and portability, a characteristic that is important unless all your trees are within the range of an extension cord.

While removing damaged branches is easy, there is a definite procedure to follow, according to the tree surgery experts at McCulloch, a leading chain saw maker.

For the most painless possible limb removal—for the tree and the operator—follow the steps shown in the diagram.

The first cut will prevent bark from peeling away from the trunk when the limb falls.

The second cut is made an inch or so farther out on the limb.

The third cut leaves a smooth surface that will become part of the trunk.

It's important not to cut into the trunk, or shoulder wood. Nutrients that feed the

tree are carried throughout its length just under the bark.

Treating open cuts with tree wound dressing is optional except in the case of oaks or elms where open wounds may attract insects that carry disease or allow fungus invasion.

Special chain saw operation rules apply to cutting limbs from a standing tree.

These are outlined in owner's instruction manuals provided with saws by McCulloch and other manufacturers.


Tree owners are advised not to make any cuts above shoulder height. Jobs higher in a tree or where a falling limb could damage property should be left to a tree care professional.

Geysens'

NURSERY & LANDSCAPING INC.

3446 Mt. Read Blvd. 865-7813

This year DO IT RIGHT!




SAVE MONEY • SAVE TIME
FREE LAWN CLINIC SHOWS

SAT., MARCH 31st
10 A.M. & 2 P.M.

FUN • INFORMATION • ENTERTAINMENT
NO PURCHASE NECESSARY
FREE Refreshments & Prizes
Check Us For Complete
Lawn Maintenance



10% Off on All Lawn Related Items
on Clinic Day
ORDER YOUR EASTER PLANTS NOW!



let us help you design your new **KITCHEN**
MANUFACTURERS OF CABINETS IN OAK, BIRCH and PINE
FORMICA LAMINATED CABINETS AND COUNTERTOPS
Complete Design & Installation Available
Stock Cabinets also Available



27 yrs. in manufacturing

PRODUCTS
1667 Penfield Rd. behind
Panoram Bowl 381-7600
Daily 8-5, Tues. & Thurs. till 9, Sat. 9-1

Tired of waiting in line for your shower?

ⓂIf you're fed up with waiting in line to use the family bathroom, add another one.

Adding a bath is not a tough job, says the National Home Improvement Council, especially if you let a professional home improvement contractor help. Little used closets, pantries, nooks or

corners can often provide the necessary space.

Decorating it with curtains and wallpaper, vanities, mirrors and artwork, gives your new bath a personality of its own.

What about cost? Home improvement loans are available to help you finance the

project. NHIC suggests you ask your banker for details.

The Council also reminds homeowners that adding a bath may increase the resale value of a home.

Whether upstairs or downstairs, plain or ornate, your new bath will be a welcome addition to your home

Conking & Calabrese Co.

Building Materials

For Spring Repairs

GAS STATION **AUTO** Automotive & Truck

• Diesel • Kerosene • 50' Car Wash

HOME

• Lumber	• Millwork	• Moldings
• Pressure-Treated	• Plywood	• Roofing
• Redwood		• Windows
• Cedar		
• Drywall		

SERVICE CENTER **BUILDING MATERIALS**

71 N. Main St., 80 N. Main St.

Fairport 223-4887 223-8011

Before You Buy Central Air Conditioning,

Check the E.E.R.

IT CAN SAVE YOU MORE THAN ENERGY.

Energy Efficiency Ratio is defined as: The quotient obtained by dividing BTU'S/HR. output by the electrical watts input during cooling. This value represents the relative electrical efficiency of air conditioning equipment.

Let us show you in dollars and cents how a high efficiency Rheem system can actually save you money in operating costs, even though the initial investment may be slightly more. Call us for complete details.

Rheem A Name You'll Feel Comfortable With

BRANDT AIR CONDITIONING

237 WINTON RD. N.
288-4270

24 Hr. Emergency

YOUR FRIENDS FOR OVER **45 YEARS**