

nces:
avers

makes the
much warmer,
output from
heating sys-

dramatic de-
the produc-
h-efficiency"
ning units,
capacities
5,500 to 27,
tish Thermal
ically, high-
conditioning
plied to air
which pro-
cooling per-
ctricity con-
standard air
of the same


also meas-
The ratio of
att is called
efficiency Ra-
tioners which
ht or more
ing per watt
d to be high-
odels. These
is to operate
serve power.



ng mower
il grass catcher



5 lawn tractor



rotary mower

idable Ford

ission
er optional
f-propelled.

with-
ms
S

ODUCTS

ORD
NC.

3-2030

Get your pool in shape early

As warm weather approaches, swimming pool owners should be planning ahead to assure themselves that the coming months will be enjoyed with a minimum of maintenance problems. Few pool owners, however, know as much as they should about pool maintenance. Yet this knowledge can save time and money, and make summer swimming a pleasure.

First, remove any protective winter covers from pool and equipment. If pool was drained, sweep the inside and surrounding areas clean of debris and dirt. Then, inspect exposed surfaces to determine if any cracking of walls or floor has occurred or if painting or refinishing is needed. Examine all valves, controls, and pipes for obvious deterioration.

If all seems proper, turn on water to fill empty pool. Again examine all exposed valves, controls, and pipes for leakage. Dried packings and gaskets may cause minor seepages that will stop by themselves as they absorb water and expand. If not, tightening with a wrench or replacing packing will be necessary. If any major leaks are observed, turn off the water and call for professional help.

While pool is filling, check the filtration equipment for operational readiness. Follow the manufacturer's recommendations for oiling and cleaning required prior to putting your pool filter into operation, which can be done as soon as water reaches the filter intake pipe. Start up filter as prescribed by the manufacturer.

According to Johns-Manville, a major manufacturer of filter aids, filters of the diatomite type call for proper precoating of the filter elements with a filter aid that assures an efficient operation and crystal clear water. This water quality is obtained by circulating a slurry, or mixture, of diatomite and water into the filter to provide a coating about 1/16 of an inch thick on the elements.

A supply of diatomite should also be placed into the filter's body feed apparatus, if one is used. The body feed is a means of adding small amounts

of diatomite at frequent intervals or continuously during the filtration cycle to separate slimes and other dirt and prevent them from clogging the precoat layer.

When a filter goes into operation in a newly-filled pool, the advantages of proper filtration can be observed in a spectacular fashion. The water, though perfectly fit for drinking, may at first be cloudy and uninviting. As a result, the first few filter cycles may be shorter than usual.

As filtration progresses, the improvements in clarity and sparkle will be amazing. Complete filtration of the pool's contents may take up to 24 hours, depending on its size and the filter capacity. Chlorination of the pool water, and the addition of other chemicals or algaecides, should be accomplished before the pool is used.

Be sure your pool is prominently marked as to water depth. And then take steps to make everyone, especially the youngsters, aware of how deep he may go before the water level becomes dangerous. The simple step of taking a six-foot length of wood and marking off on it the heights indicating the same marking on water depth will help each child determine how far he can go. It is surprising how often even older children are not aware that water four feet deep will come up to their chins.

Depending upon the frequency with which the pool is used, the temperature, and the efficiency of chlorination and pH control, most pool filters will require cleaning at three- to ten-day intervals. Filter cycles can be extended by proper care of the pool.

Frequent hand skimming, if an automatic skimmer is not installed, and vacuuming will ease filter load, and careful control of algae by chemical treatment will cut operating expenses.

Filter should be run so that the pool water is completely filtered every 18 to 24 hours. Diatomite is not expensive, and the cost of proper filtration, says Johns-Manville, will be small compared with the pleasures of swimming in clear, inviting mountain spring type water.

Now, home handymen get more help in the kitchen

The advent of hard times has changed the lifestyles of many American families. Repairs and home improvements once contracted for are increasingly being handled by the homemaker, particularly if no specialized know-how is required.

But even unfamiliar tasks are being tackled by the new self-reliant breed of do-it-yourselfer as a cost-cutting measure.


And manufacturers, sensing the trend, are extending a helping hand to the growing legions of home handymen.

General Electric, for instance, has just issued a free six-page booklet graphically illustrating

with step-by-step instructions, the plumbing and electrical work necessary to replace a food waste disposer.

It also has simplified design of three of its five models to make them easier and faster to install.

ST. ANDREW'S PARISH
Prescriptions
Carefully Compounded
MANDELL'S PHARMACY
OF ROCHESTER INC.
Mid Windsor • By Mandell
167-0679
467-0785
ROCHESTER COSMETICS SUPPLIES
Parkland Ave. at Horton



INGENUITY WORKS AROUND THE LIMITS of apartment decorating in this high-rise living room. Matching convertible sofa and loveseat by Karpen allow for living, entertaining, even overnight guests all in one space.

Apartment decor... work within limits!

Oh, the limits of apartment living: stark white walls with no architectural interest; small rooms that must accommodate entertaining as well as day-to-day living; windows that offer lots of light and a ringside seat for the neighbors, and never, but never enough closet space. Typical decorating problems all, but with a little ingenuity, not unsolvable.

A good starting point in decorating, whether in an apartment or house, is to create a focal point of interest.

In many apartments that have neither dramatic views or a striking element like a fireplace, this center of interest must be created. It might be an imposing piece of furniture, a spectacular piece of artwork, or simply a clever arrangement of furnishings.

An around-the-corner grouping of seating pieces, for example, will direct visual attention into the main conversation area—a natural center of interest.

Nothing helps eke out the most use from apartment-size spaces like dual-purpose furniture. One of the newest ideas in this category is a matching convertible sofa and loveseat by Karpen. The two pieces give the effect of a "seating pit" for plenty of

comfortable living and seating for guests. When the sofa is pulled out to a bed, the living room becomes a guest room.


But oh, those bland, white walls, those small windows, facing into another building. Although most landlords strictly forbid wallpaper, pattern interest can be achieved with fabrics. To assure simple removal, strips of molding should be nailed around the edges of the walls and the fabric stapled to the molding.

The challenge of apartment windows is to let in the light and still provide privacy. One solution is shutters used on the lower portion of the window only. Full-length sheer draperies will also do the trick.

The trick to easing the apartment closet squeeze? Supplement them with furnishings chosen for storage capabilities, as well as good looks: armoires that stow clothing or even stereo equipment; hutch- es and sideboards for linens, even a hat rack helps.

Finally, apartments accommodate a lot of living in small spaces, so durability and easy-care are keys to success, and upholstery fabrics and carpeting of stain-resistant, man-made fibers like Herculon olefin are a special boon.

Puzzle on Page 3B



Contemporary Scandinavian Furniture
Now Open — Roch. Newest most exciting display of imported contemporary furniture.
— Tecum Furniture —
Ridgmont Plaza
Greene, N.Y. 225-4800

TOM WAHL'S AVON
NOW OPEN FOR THE SEASON
Fine Food & Refreshments since 1955

SILVER COINS

Paying \$3.00 for Every \$1.00

IN U.S. SILVER COINS
(10c - 25c - 50c)
Dated 1964 or before.
That is 200% Premium

call 467-5476

Due to market fluctuations, prices subject to change.
MINIMUM QUANTITY \$10

Please save this ad for future reference

HOWARD'S FABRICS & FOAM



Last Chance!
Sale ends Sat. April 2nd.

SPRING
sale
SUPERB VALUES WITH
SAVINGS UP TO **40%**

ON IN-STORE SELECTIONS OF STOCK
DRAPERY & SLIPCOVER FABRICS

CUSTOM DRAPERY CONSULTANTS

519 E. Ridge Rd. 544-8500
3047 W. Henrietta Rd. 461-4840

Bridal Corner

KAKE 1688 CLIFFORD AVE.
KORNER Near Goodman
We Deliver PHONE
3 tier serves up to 100, \$29 482-1133
4 tier serves 175 to 200, \$45
4 tier fountain cake, \$80
Decorator cakes, whipped cream & strawberry, lemon, pineapple, custard filling
1/4 sheet, \$5.00; 1/2 sheet, \$8.00; full sheet \$15.00
Decorator cakes, butter cream frostings, half sheet \$7.00, full sheet \$13

PRESENT THIS AD AND RECEIVE A FREE TUXEDO FOR THE GROOM WITH A PARTY OF 5 OR MORE.

Stone Ridge Plaza 865-4591 Eastview Mall 232-3270 1742 Monroe Ave. Near 12 Corners 244-2760

WEDDING CANDIDS by BURT SHAPIRO PHOTOGRAPHY STUDIO Artistic, Romantic, Digitized Misty Mood Wedding Photos. 8x10 Color Photos in a Deluxe Album from \$99
ALSO BRAND NAME WEDDING INVITATIONS At 25% Off Call 244-3554 For Professional Service

Wedding Cake Ornaments Shower & Wedding Favors Also Ceramics, Italian dolls, Jordan almonds
MARTHA'S CAKE DECORATING SUPPLIES
3747 Dewey Ave. 621-6330 1725 Long Pond Rd. 225-9770