




A gentle tap does it as Vincent Crumpler finishes a frame.



A picture is ready for framing.



Peter Cooper adds goldleaf to an antique frame.

# Generation Needs Him

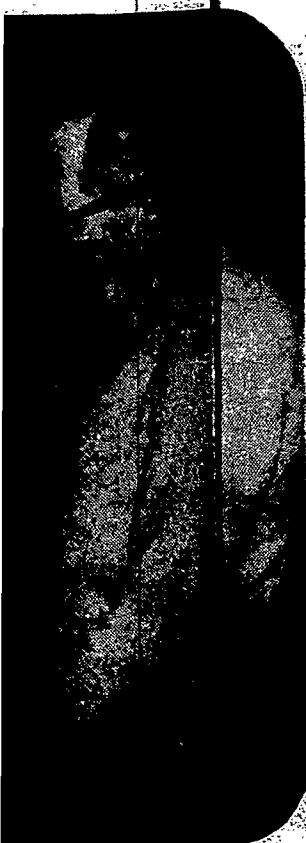
gives both manpower and lumber to St. Michael's Workshop. Hadlock House of Paint furnishes much of the framing material Metzger and his class use.

The Metzger framing trade started up in 1888. For 50 years the factory was located on North Clinton. It then was moved to a site next to St. Michael's Rectory, where it operated another 25 years.


The molds Metzger uses to ornament the corners of the frames are antiques, purchased years ago when other Rochester framers packed up and moved out West to be closer to the lumber supply.

Text and Photos by Susan McKinney

Kodak



Picture on mat board.



Some of the pictures which have been framed are ready to be picked up by their owners.



Joe Mack prepares a mold. The molds, many of which are antiques are used to create intricate designs for picture frames.



Rodney Danzy prepares a composition filler for molds.