

# YOUR DOLLAR is WORTH MORE


During General Electric's  
**"Special Value  
 Month"**  
 at **RG&E**

**GE's NO-FROST REFRIGERATOR-FREEZER**  
**\$329.95**

Every inch of this big 16.6 cubic foot GE refrigerator-freezer is fully utilized for food storage. The fresh food section has four large shelves, one with a height adjustment and one that slides out for easier access. Twin vegetable bins hold 2/3 of a bushel of always crisp, fresh fruits and vegetables. A removable bin holds up to a dozen and a half eggs, while the deep door shelves will easily accommodate half gallon milk cartons and tall beverage bottles. In the freezer section, more deep door

shelves hold half gallon ice cream cartons and a special rack has room for eleven (11) juice cans.


This GE refrigerator-freezer, model TBF-17SL, has separate temperature controls for each section, letting you freeze more quickly without frosting foods in the fresh food section. A coil-free back ends worries about ugly dust catchers that are hard to clean. This model is available with right or left hand doors and in a variety of colors. (copper not included). Slight additional charge for color.




Model  
TBF-17SL

**GE's UNDER-THE-COUNTER  
 DISHWASHER**  
**\$269.95**

"Versatility" is the best word to describe this attractive GE built-in automatic dishwasher, model SD 650L. Four wash cycles will meet every type of dishwashing requirement. One cycle is for normal, vigorous washing of everyday dishes; another gives a longer detergent wash for those hard-to-clean pots and other cooking utensils; another cycle just rinses dishes and keeps them moist and ready to be washed until you have a full load; and there is an air-softened, reduced speed cycle for washing delicate crystal and fine china. A soft food disposer at the bottom of the washer liquifies and removes soft food particles left on plates. All you need do is remove large or hard food scraps before loading. A swing-down door and slide-out racks make loading and unloading a simple matter. The silverware basket is removable also. Available in a variety of colors.



Model  
SD 650L



Model  
WWA 7400L


**GE's FILTER-FLO • MULTI-SPEED  
 WASHER**

*Special Closeout Price*

**\$217.00**

"Filter-Flo" is a continuous recirculation of wash water that filters lint from clothes. It works at all wash speeds and water levels and automatically dispenses detergent. The Mini-Basket carefully washes up to two pounds of leftovers, colored, or delicate garments you would normally do by hand. A new enzyme soak cycle allows clothes to soak for about 30 minutes before being washed, permitting you to use the newest detergents without the mess of separate soaking tubs, etc. And a permanent press cycle sprays cold water during the spin cycle to eliminate hard creases.

Available  
in white  
only.



Model  
J 331L

**GE's 30 INCH AUTOMATIC  
 ELECTRIC RANGE**

**\$229.95**

This GE electric range, Model J331L, lets you come and go as you please and still have supper ready by dinnertime. The easy-to-set timer operates just like an alarm clock. Make the proper temperature and time settings before you leave the house, and the oven will turn on automatically and turn off when the preset cooking time has elapsed. In addition this electric range is easy to clean. The picture-window oven door is quickly removed to permit easier cleaning of the oven, and the electric burner rings tilt upward so that reflector pans can be removed and washed in the sink. A large storage drawer slides out at the bottom of the range, giving you lots of space for utensils of all sizes. Color choice available.

Slight additional charge for color.

**RG&E** AND **ROCHESTER GAS AND ELECTRIC**  
 89 EAST AVENUE • 546-2700

Open Tuesdays and Thursdays till 9—Closed Saturday during July and August