


GIFTS FOR GIRLS.

Homemade Music Roll—The Latest Novelty in Belts.
A homemade music roll is a smart present for the girl who sings or plays. In this receptacle she may carry her loose sheets of music when going about from place to place. Leather rolls for the same purpose are much more commonplace than a daintily homemade one of silk or art linen. As illustrated the roll is of art linen in a dull shade of brown, enlivened with



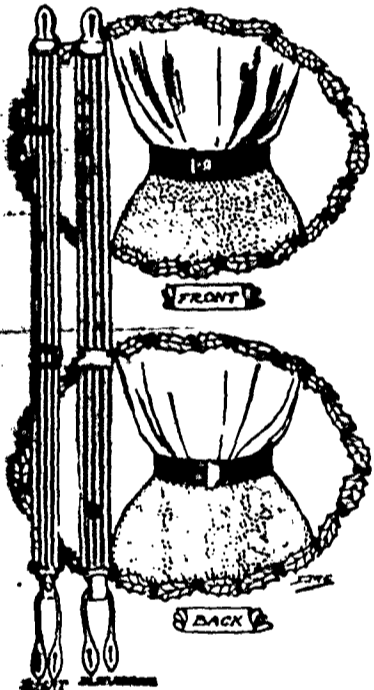
MATERIALS REQUIRED
Dull Brown Linen
Lining Silk
Cardboard
Gold Gimp

LINEN MUSIC ROLL.

Touches of embroidery in brown and tan tones. To make the roll a strip of linen is cut the size of an ordinary music roll. The embroidery is then worked on the linen and the strip lined with copper-colored taffeta silk. For the ends two circles of cardboard are covered with linen on one side and silk on the inner side. To these pieces the roll is sewed, an opening being left in which to insert the sheets of music. The whole affair is bound with brown ribbon, and the handle is of gilded cords.

The Suspender Belt.

The suspender belt illustrated is a novelty that any girl would appreciate. As a little Christmas remembrance and as for marking, there is little to be done once a pair of silk suspenders are purchased and ripped apart where they are crossed in the back. Two small sized buttons are sewed on one end of the belt the required size to be looped by the buttonholes in the kid without the knipped part of the sus-



MATERIALS REQUIRED
One Pair of Silk Suspenders
Pearl Buttons
Sewing Silk

OF DULL SILK

gender, and on the other underside of the belt a single button is sewed to the elastic. This button fastens the belt into position, the overlapping part with the kid end being really only for ornament. As may be supposed a light colored pair of suspenders are the best selection. Pale blue, for instance, with white kid trimmings, are dainty but for a utilitarian service the darker tones are naturally better. A plaid or striped suspender belt would be stunning.

Dressing Table Accessory.

To make a pretty handkerchief bag two embroidered handkerchiefs are faced together on three sides with ribbon through the beading which forms a part of the fancy border. Ribbon is run through the beading on the fourth side and used as drawstrings for the bag and loops to carry it by. The handkerchiefs may be lined together entirely and used as a baby's pillow, or by inserting a sheet of sewed cotton wool instead of the pillow a sachet for wardrobe drawer may be made.

Homemade Brassieres.


If you have a stout friend thank her a brassiere. It can be of four widths of three inch grosgrain ribbon, the edges lapped, not stitched. These are held in place with wide featherbone in front, where it is hooked, and on slightly curved lines over the bust. It is held in place by a ribbon over each shoulder, which hooks to the featherbone at each side. Less pretentious ones are made of tulle cut like a short, low necked basque and heavily featherboned at each seam. They are buttoned or hooked down the front and are cut off two inches above the waist.

For the Mere Man Novel Designs in the Ever Popular Pincushion—A Smart Fan Bag, For the Debutante of the Season

This pincushion is really a novelty being made of cardboard covered with pink flowered cretonne. The top is covered with pink satin to match the flowers, and the ribbon bows match the top. It has two inches square sides three inches high, four inches wide at top.

The base and sides are overcast together and the sides sewed together by overcasting. The inside is stuffed with cotton until it rounds over sides at top. The top is then covered.

Other useful and pretty pincushions are made in the shape of an apple and covered with a silk tinted to represent



MATERIALS REQUIRED
Pink Flowered Cretonne
Pink Satin
Cardboard
Ribbon

ONE FOR THE PINCUSHION

the red and green of the fruit. They are covered and rather flat, giving a wide area to hold the pins and they are stuffed with wool which softens but little resistance and does not pack so tightly as cotton.

The strong threads sewed through the center of the cushion make the depression on each side to represent the core, and all the finishing gathers of the silk are hidden under the green stems.

Linen Tobacco Pouch.

A tobacco pouch that is easily made by the girl who embroiders only a little in gray, tan or dull blue boue spun linen embroidered with a conventional design of crossed pipes on one side of the pouch and with the monogram of the owner on the other side.

Cut the linen in two pieces with a rounding bottom and bulging sides narrowing to a neck and widening again above it. Stitch the two sides together to the neck, where there is a casing and leave the upper part or ruffle open at each side.

Line the bag with oiled silk if you can find it in a color that looks well with the pouch. If not, with a heavy waterproof silk.

Embroider the pipes in Kensington stitch in a dark brown ink using a lighter tone of brown in center of bowl for high lights. The mouthpieces and rim of the pipes can be worked in gold thread or, if you fear that may tarnish in an old gold dye.

The monogram on the other side of the pouch can be done in the same shades as the pipes. The letters should be heavily padded and worked in satin stitch.

A cord should be used as a draw string rather than a ribbon, which is too feminine for such a bag. If a cord cannot be bought in the right colors, one can be twisted by casting several shades of brown and dull coppery red rope silk.

Present For the Debutante.

With other quaint customs the reticule has returned to fashionable favor and girls this winter will carry their party fans in reticules made of pressed




MATERIALS REQUIRED
Heavy White Satin
Yellow Silk For Lining
Ribbon For Embroidery
Gold Cord

FOR MILADES' FAN.

of their frocks or of satin, either white or colored. The reticule pictured is of white satin lined with a pale yellow silk. A tiny floral design carried out by ribbon work is most effectively used. The bag is drawn up with gold cords.

The Secret of My Success



S. D. BURRITT

Some twenty years ago I started in the jewelry business at 104 State Street with a limited capital and a small, but well selected stock of **Diamonds, Watches, Jewelry, Clocks, Silverware, etc.** Just previous to opening my store I had been brought into direct contact with some of the largest jewelry jobbers in the world, and I soon found that this personal acquaintance was a rare piece of good fortune, for whenever anything new was put on the market or a particularly valuable stock of jewelry was to be sold at a price, I was given full information and a chance to secure some of these rare bargains. **Buying for less than my competitors, I was able to sell for less and the public was not slow in finding this out. Immediately my business began to grow.**

One of my unvarying rules has been that all goods be exactly as represented. While the manufacturer's guarantee is back of almost every article I sell, I still further protect my customers by my **personal guarantee.** If for any reason the goods are not exactly as represented the money is refunded just as cheerfully as it was taken. The result is **I Have No Dissatisfied Customers.**

Unreliable goods have never found a place in my store and at the present time I am buying and selling more goods from the leading manufacturers—manufacturers who have a world-wide reputation—than any other jewelry store in Rochester.

The great watch-makers, such as **Gruen, Howard, Longene, Elgin, and Waltham,** are represented by me, and it is an undisputed fact, that the variety of sizes, patterns, and watch novelties shown in my store are unsurpassed even in some of the larger cities. My trade extends over a large share of Western New York.

It is a well-known fact that **Diamonds** have advanced in price several times during the last few years. Owing to the general advance in the prices of the markets of the world I am enabled to offer my customers a **Blue White Diamond at \$100.**

As my business grew a repair department necessary. After securing a man of ability and experience this branch of the business was opened. At the present time I employ five men the year around, and it is only by working overtime that it is possible for us to keep up with our orders. My price for expert work is exceptionally low, as we clean and oil a watch for \$1.00, or replace a broken mainspring for \$1.00. All engraving is free.

Having proven beyond question that my basic principles are right—that is, **the best goods for the least money—satisfaction guaranteed or money cheerfully refunded—I wish to thank the thousands who have contributed to my success, and extend to all those who have not yet made our acquaintance an invitation to call.**

S. D. BURRITT
104 State Street

MERRY CHRISTMAS

and

HAPPY NEW YEAR

to all

ALLIANCE BANK

ROCHESTER