

Goldstein's Book Store 126 State Street

Catholic Religious Devotional Articles

You will be pleased with our large line of Holiday offerings. An unusually excellent assortment which is sure to satisfy most Every Want.

A FEW HOLIDAY SUGGESTIONS

Prayer Books
 Religious Glass Pictures
 Crucifixes of all kinds
 Gold and Silver Medals and Hearts
 Holy Water Fonts
 Standard Catholic Books



Rosaries
 Candlesticks
 Gold and Silver Crosses
 Statues of all kinds and Sizes
 Xmas Cribs and Calendars for 1910
 Xmas Candles, Etc.

Goldstein's Book Store, 126 State Street

Goldstein's Book Store, 126 State St.

A larger variety of Xmas and New Years souvenir postal cards and Booklets in German and English not to be had anywhere. An inspection of our line will convince you.

Look for the Red Lighted Window at Night. Open Evenings

Goldstein's Book Store, 126 State St.



"Nor would I if I could dissolve the melancholy That makes her so adorable—my lady of the holly!"

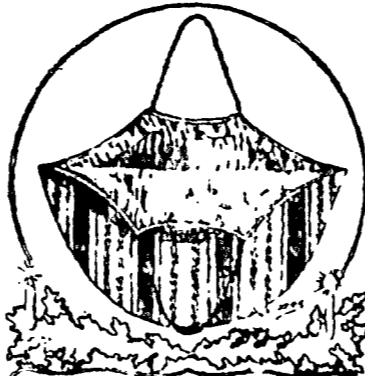
GIFTS

The Timely Preparation of Useful Christmas Presents -- Bags Always Popular and Appreciated. Priscilla Bag--Silk Bedroom Slippers

The girl who has time for a little fancy work at home, either making things for herself or preparing for Christmas, should start work on the butterfly handkerchiefs. They have been sold in the shops for some time, imported from Paris and costing quite a bit of money. A girl can make them at home if she is clever with her needle. If she has been doing any of the butterfly applique in underwear which has been the fashion this season she will be expert enough to start on this other

work. The foundation is a sheer fine handkerchief with a tiny hemstitched edge. Either one or several butterflies are cut from sheer colored silk mull and applied to the linen. They can be all of one color or in different colors and embroidered at the edges and up the center to give the coloring of a real butterfly. Some girls may prefer just one butterfly with widespread wings in a faint color such as lavender, pink, yellow or blue. If she makes a set for a Christmas gift it will be pretty to put a different colored one on each handkerchief.

Bags Popular Gifts. Bags of all kinds are always well liked presents. They may be made flat or round and be for either useful or ornamental purposes, but in any guise they are most acceptable. Some of the bags this season are built on a foundation of covered cardboard, and the most beautiful of all are of pompadour ribbon gathered round a flat



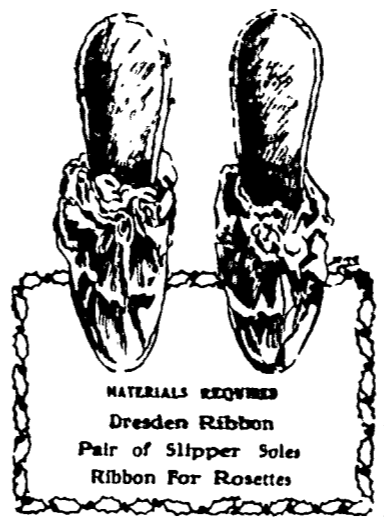
MATERIALS REQUIRED
 Cretonne
 Plain Colored Material
 Whalebone
 Cord

PRISCILLA BAG
 basket, which forms the bottom. More useful, but quite as attractive in its way, is the Priscilla bag seen in the cut. To make it cut a 12 by 14 inch circle of cretonne, fold the sides together and shape as illustrated. Line with some harmonizing plain material, making two little pockets on the inside for needles, thimble and scissors. The busy mother will be glad to receive this gift.

Artistic Shield Cover.
 With lawn and remnants of valenciennes lace and insertion are easily made sets of shield covers, one to fit the medium sized shield and one the next smaller, which many women prefer with transparent frocks. The covers are made in double bag form cut the shape of the shield, but a little larger, so that they can easily be slipped inside. The back of the shield is made of plain lawn, while the front is trimmed with rows of insertion and edged with lace. Sometimes the insertion outlines the shape of the shield; again it runs diagonally across it. The covers are placed in a dainty tin lined box before going on their way as Christmas presents, each one provided with the smallest white safety pin for easy adjustment.

An Embroidery Apron.
 A dainty little sewing apron seen recently struck the keynote of newness and could be easily copied for a Christmas present. It was made of fine muslin in a deep cream shade, and the lower end was turned up about four inches. An inch wide hem at the top of the pocket and another at the top of the apron were run with leaf green ribbons and tied at the ends in soft rosettes. The pocket that extended across the apron and the tiny "hand" pockets above were decorated with brilliant cretonne roses, and a leaf or two were applied to the material by buttonholing in green embroidery silk.

A Comfortable Present.
 Every year the bedroom slipper appears in a new form. This Christmas you will probably make a pair of these comfortable foot coverings for some-



MATERIALS REQUIRED
 Dresden Ribbon
 Pair of Slipper Soles
 Ribbon For Rosettes

THE BEDROOM SLIPPERS
 lucky recipient of Dresden ribbon. Of this ribbon you will require one yard, a half yard for each slipper. The picture gives an excellent idea of how the slipper is put together. The pigtails are one inch apart and the ribbon is made into a box plait at the toe for fullness.



MATERIALS REQUIRED
 Five Cent Package of Lavender
 Small Piece of Muslin
 A Bit of Scrim
 Lavender Embroidery
 Silk

require a five cent package of dried lavender, a bit of muslin measuring 6 by 10 inches, a piece of scrim 8 by 12 inches and three shades of lavender embroidery silk. Make a bag of the muslin measuring 8 by 5 inches, of course taking off enough for one-quarter inch seams. Fill it with the lavender and sew it up. Fold the scrim so it measures 4 by 6 inches and embroider the design in the middle of one side. The basket should be done with the middle color, the two center flowers and the leaves of the darkest shade and the rest of the flowers in the lightest shade. This done, sew the scrim on three sides on the machine, wrong side out. This will make the bag. Now turn it right side out and sew it like a French seam one-half inch from the outer edge. This will leave the third side, which will be at either one end of the other still open and through this put the small bag of lavender. The sachet then needs only to be sewed up on the remaining side the embroidery done over the stitches and the gift will be complete.

A Smart Hatbox.
 This is a gift easy to make and one that will be appreciated by the woman who is short of drawer or cupboard room. This hatbox is a good, strong,




MATERIALS REQUIRED
 An Ordinary Milliner's Hatbox
 Satin or Silk Lining
 Floral Wall Paper

GLORIFIED HATBOX.
 ordinary milliner's hatbox (be sure to choose one of large size) glorified into quite an ornamental affair. The hatbox is first neatly lined inside with plain satin or washing silk and then is covered all over the outside with dainty patterned chintz or cretonne. The sewing is all done at the edges with good, firm stitches, and then each edge is neatly bound with ribbon, galloon or braid to cover the sewing. This hatbox should be completed by a large, neatly hemmed square of the lining to cover the hat when placed in the box. An embroidered monogram in the corner of this square would form a dainty finish to the box. Our offices are now located at No. 60 North Street, just a few steps from Main Street, where we shall be pleased to meet all our customers.

Lewis H. Whitbeck Harry J. McRay
Fire Insurance
 Lewis H. Whitbeck & Co.
 General Agents,
 4 & 5 Elwood Building
 Rochester, N. Y.

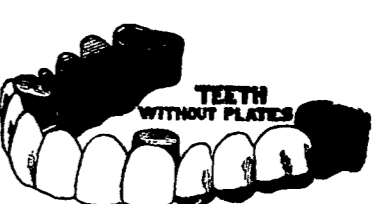
Dont Insist

upon your good wife using that ancient back breaking machine when it is so easy to get a modern light-running, ball-bearing White that LOOKS WELL, SEWS WELL and LASTS WELL.



The No. 25 White shown here has the popular swell front, golden oak quarter sawed wood work, with automatic lift and all the latest improvements. It's the finest machine out.

White Sewing Machine Co.
 348 Main Street East



NEW TEETH

Ready in a Day
 Old teeth out in the morning--new ones in by night. Perfect fit--excellent finish.

\$8.00

And not the slightest pain in the operation. VITALIZED AIR--the most wonderful of all pain killers, is free to you.

TAFT'S 187 Main St. E. cor. Stone St.

ROCHESTER